



ams

— EST. 1915 —

Academic Experience Survey 2019

Respondent Profile - Highlights



19%

2019

2014

- Graduate student respondents increased



2%

2019

2015

- Education faculty respondents increased



31%

2019

2018

- Male respondents increased



19%

2019

2015

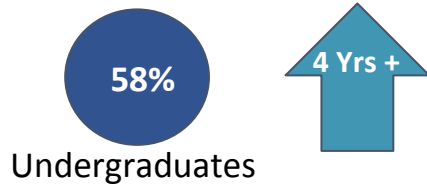
- International student respondents increased

Respondent Profile - Highlights



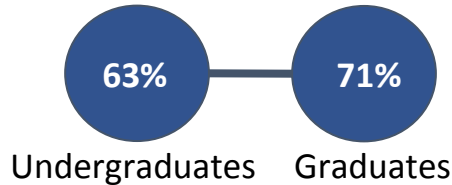
Degree Priorities

Intended Degree Completion Time



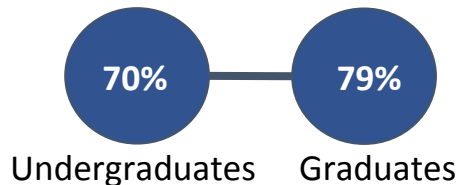
- Undergraduates indicate an intention to take more than 4 years to complete their degree

Job-Seeking Expectation Levels



- The majority of respondents expect to be job seeking after graduation

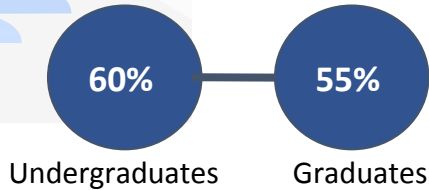
University Satisfaction Levels



- Majority of respondents are satisfied with their university experience

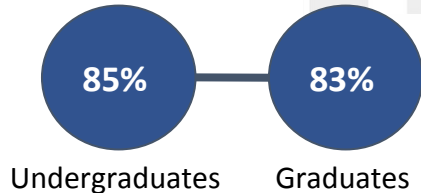
Community

Belonging



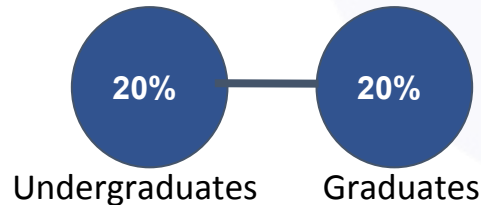
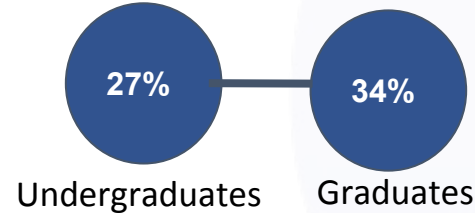
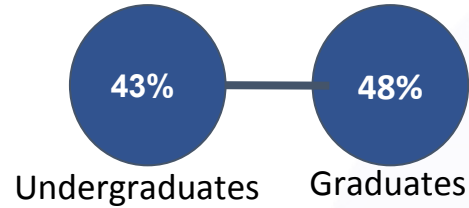
- **A small majority of students feel a sense of belonging on campus.** Participation in campus activities increases feelings of belonging on campus.

Campus Involvement



- **Overall participation in campus activities has remained stable over the past year.** Popular activities include clubs, recreation/sports, volunteering, work, UBC Student Development, and Co-op.

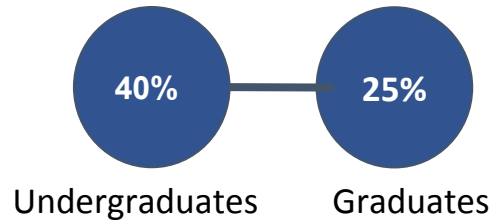
Finances



- **Nearly half** of the respondents **report experiencing financial hardship related to their tuition and other expenses**
- Only about **one-third of students expect to have no debt upon graduation**
- **20% of students** fear they may **need to abandon their studies due to financial reasons**

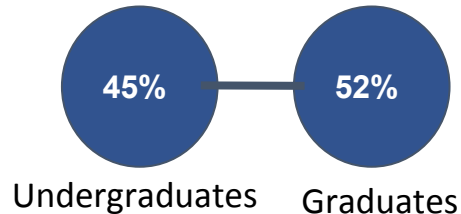
Affordability

Course Materials



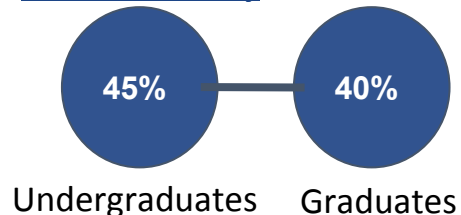
- A significant percent of undergraduates reported that the **cost of textbooks** has resulted in them not purchasing or using outdated course materials.

Housing



- Almost half of all students reported that the **cost of housing** has caused them to live farther away from campus than they would like

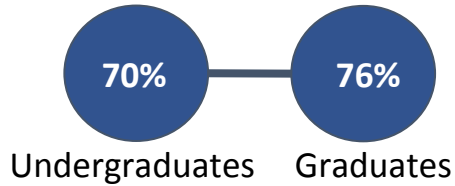
Food Insecurity



- Marginal increase in the number of students concerned about **their ability to feed themselves**


Safety

Positive Feelings of Safety at Night



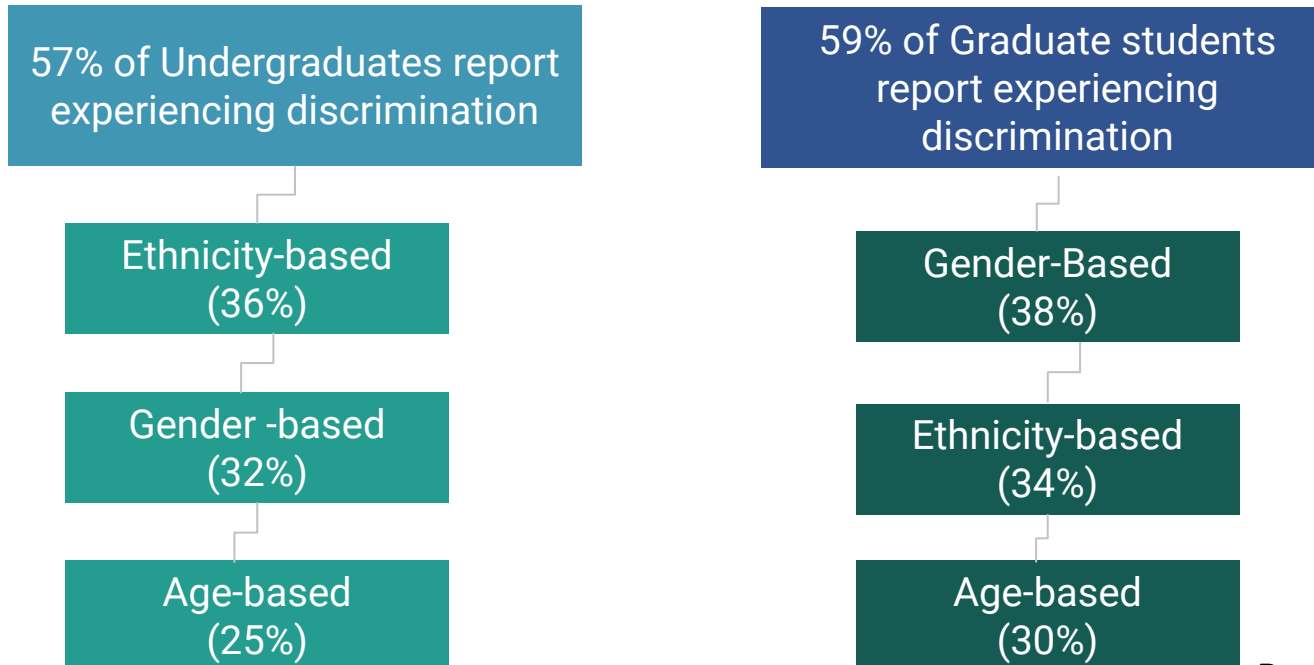
- Overall, **most students** claimed to **feel safer at night on campus**

- **Two identified groups that feel the least safe on campus at night are:**



Discrimination

International students, non-white students, women, and LGBTQPA students are **far more likely to experience discrimination** because of ethnicity, sexual orientation, age, and gender in comparison to male, heterosexual, Caucasian people.



Sexual Assault / Misconduct

One-in-seven respondents report having **experienced sexual assault or misconduct** during their time as a UBC student.



7%

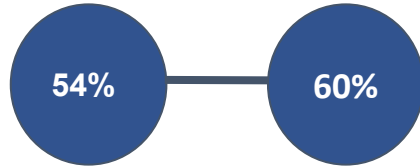
of these experiences **involved a member of the UBC community**.



Female students are **3 times more likely** than male students to experience sexual assault or misconduct.

Sexual Assault / Misconduct

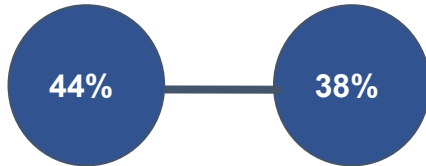
Comfortable w/ Support Services



Undergraduates Graduates

- The majority of respondents feel **comfortable utilizing resources and supports** provided for survivors on campus.

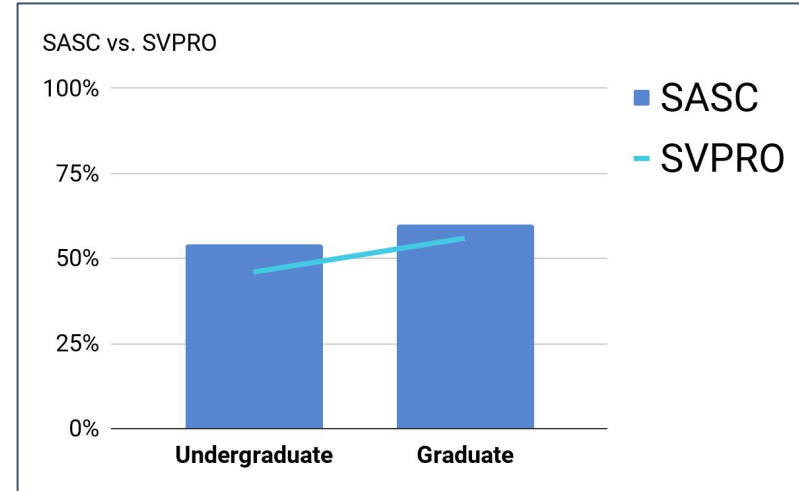
Trust in Campus Officials



Undergraduates Graduates

- All students have reported **lower levels of trust for UBC campus officials** in terms of reporting and investigating sexual assault and misconduct on campus.

SASC vs. SVPRO



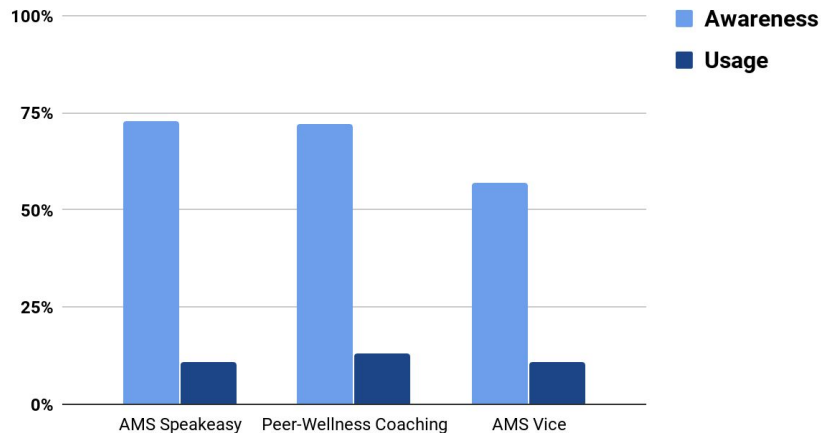
- Both student groups feel **more comfortable accessing SASC services** versus the UBC run SVPRO services.

Disability

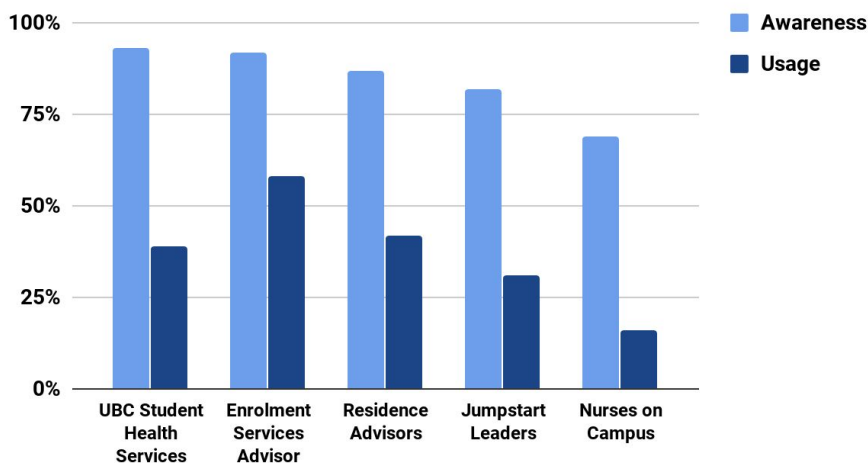
- **22%** of all respondents self-identified as having a disability
- **16%** of all respondents identified as having a “mental illness” which was the most common disability
- **30%** of respondents with a self-identified disability have registered with the Centre for Accessibility

Student Services

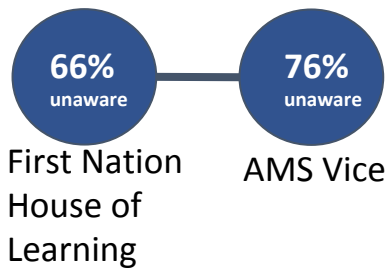
Services Breakdown



UBC Services



Unaware Levels for Student Services



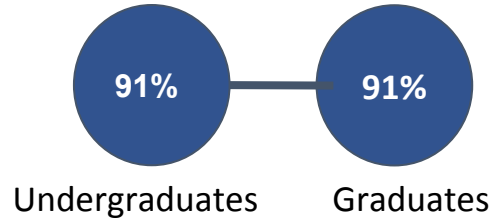
← These are the two services that most students are still unaware of on campus

Mental Health

- General awareness of mental health resources has been growing in the past few years for all respondents
- Half of students think the AMS does a good job at representing Mental Health to faculty and administration staff
- ¼ of students think there are not enough resources
- 57% of undergraduates and 59% of graduates feels like their well-being is being supported at UBC
- Three-in-ten undergrads and four-in-ten graduate students have accessed off-campus health and well-being organizations while attending UBC

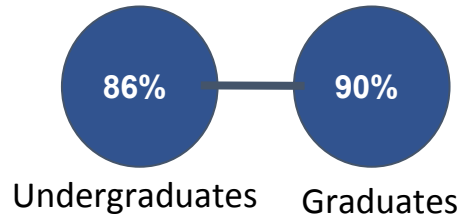
Reasons for Choosing UBC

Good Overall Reputation



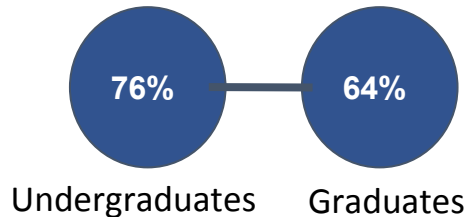
- There has been a significant increase in the proportion who consider the attractive campus as a reason they chose UBC.

High Quality Education



- The other top reasons for undergraduates selecting UBC have largely remained stable over the past year.

Attractive Campus



- While undergraduate students' other reasons for choosing UBC remain stable, there have been year over year significant increases for graduate students in a number of areas.



ams

— EST. 1915 —

The End!

Questions?



ams

— EST. 1915 —

Prepared by:

The Academic and University Affairs Office

Jerome Goddard, AVP University Affairs

Veronica Stolba, AVP Academic Affairs

Guilherme Rosales, Policy and Research Commissioner

Neha Tadepalli, Campaigns and Outreach Commissioner