

ALLIANCE OF
BC STUDENTS



LOBBY DAYS FALL
2022
BACKGROUND

October, 2022



Overview of Recommendations

Investing in Post-Secondary Education

The Alliance of BC Students further recommends that the Province of British Columbia increase the maximum receivable amount for the BC Access Grant for all categories of students. Increase the maximum receivable to \$5000 for students enrolled in programs less than two years in length, \$2500 for students enrolled in programs two years in length or longer, and \$1500 for students studying part-time.

The Alliance of BC Students further recommends that the Province of British Columbia remove parental contributions from the formula of qualification for the provincial portion of student loans.

Ensuring Graduate Student Access to Non-Repayable Aid

The Alliance of BC Students recommends that the Province of British Columbia include graduate students as an eligible group in the BC Access Grant in acknowledging the need for greater graduate student financial aid.

The Alliance of BC Students further recommends that the Province of British Columbia establish permanent funding for the BC Graduate Scholarship and expand the eligibility of the scholarship to include all disciplines equally.

Supporting Students with Disabilities


The Alliance of BC Students recommends that the Province of British Columbia mandate that post-secondary institutions recognize a 40% course load as full-time enrolment for students with disabilities, and ensure that all student financial programs recognize this full-time enrolment standard for students with disabilities.

The Alliance of BC Students further recommends that the Province of British Columbia also require post-secondary institutions to review and revise existing policies regarding students with disabilities to ensure that provincial standards are being maintained.

Supporting International Students

The Alliance of BC Students calls on the Province of British Columbia to commit to fairness on our campuses and eliminate international student contributions to the Medical Services Plan.

The Alliance of BC Students recommends that the Province of British Columbia extend the application of B.C.'s Tuition Limit Policy to include international students.



Fighting Sexualized Violence

The Alliance of BC Students recommends that the Province of British Columbia commit to annual funding for the running of sexual violence prevention offices, programs, and/or initiatives at post-secondary spaces across British Columbia.

The Alliance of BC Students further recommends that the Province of British Columbia adopt into regulation the 11 minimum standards identified by Students For Consent Culture under the Sexual Violence and Misconduct Policy Act.

The Alliance of BC Students further recommends that the Province of British Columbia integrate the [Our Campus, Our Safety: Student Leaders' Action Plan for Institutions and Governments to Address and Prevent Sexual Violence on Campus](#)

Investing in Post-Secondary Education

The Alliance of BC Students further recommends that the Province of British Columbia increase the maximum receivable amount for the BC Access Grant for all categories of students. Increase the maximum receivable to \$5000 for students enrolled in programs less than two years in length, \$2500 for students enrolled in programs two years in length or longer, and \$1500 for students studying part-time.

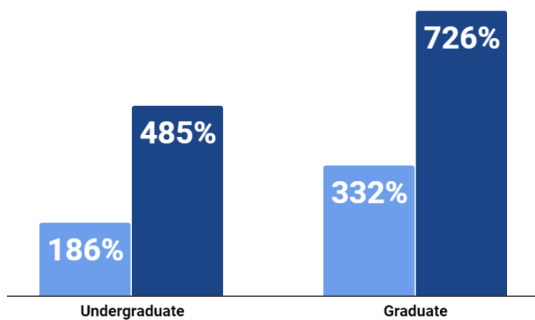
The Alliance of BC Students further recommends that the Province of British Columbia remove parental contributions from the formula of qualification for the provincial portion of student loans.

BC in Historical and Geographic Context

Post-secondary education is going to be one of the keys to BC's economic recovery - research has shown that high rates of post-secondary education in a population lead to greater economic prosperity for everyone.¹ Recovering from COVID-19 is going to take innovation, and ensuring that education is a priority will put BC in a strong position for long term recovery after the pandemic is over. Unfortunately, investments in post-secondary education have been in steady decline over the past few decades - in 1979, government funding made up almost 90% of an institution's funding,² but today, that number is dramatically lower. BC's post-secondary institutions currently receive only 33.63% of their funding from the province - the rest of their funding is made up through tuition, fees, and federal funding opportunities.³ However, it should be noted that federal funding is provided through research granting agencies and contracts and is directed almost entirely to the major research universities in BC.⁴ With so little of their

operating budgets being covered by provincial funding, post-secondary institutions in BC have been passing on the costs to students. As a result, tuition has skyrocketed far past regular increases to account for inflation. From 1991 to 2018:

■ Domestic ■ International



Tuition Increases since 1991

- Domestic undergraduate tuition rose 185%⁵
- Domestic graduate tuition rose 332%⁶
- International undergraduate tuition rose 485%⁷
- International graduate tuition rose 726%⁸

These tuition hikes have had devastating impacts on student financial wellbeing. The most recently available

data from the National Graduates Survey indicates that 40% of BC graduates owe debt at their time of graduation, with an average debt load of \$26,000.⁹ Of these graduates with debt, 32% had debt loads higher than \$30,000.⁹ These impacts are also gendered - despite making up only 55% of post-secondary enrolments,¹⁰ female students in BC make up 62% of students accessing financial aid.¹¹

In terms of funding per full-time-equivalent student, BC ranks in the bottom 3 lowest-spending provinces, and also ranks second lowest in government post-secondary expenditures as a percentage of provincial GDP.¹² As Higher Education Strategies Associates noted in their 2019 report on the state of post-secondary in Canada, “we are transitioning from a six-decade period where PSE was publicly-funded, into a new era where it can be better described as ‘publicly-aided’ ... declining provincial governments’ funding of institutions is the main cause of this change” (p. 9).⁴

Expanding the BC Access Grant

As we continue to work toward the creation of a world-class post-secondary education system and providing a strong workforce for tomorrow, we recognize the great steps that the provincial government has taken to do so such as the Budget 2020 investments into the BC Access Grant. The grant, in combination with existing one students, received an investment of \$24 million to support 40,000 students with financial aid on a needs-basis.

In understanding that grants are a highly effective form of financial aid for students as they allow students to focus on their academics instead of financial issues, it is essential that the provincial government continue to invest more into the BC Access Grant to provide students with more financial aid. According to Statistics Canada, over 45% of graduates are in high amounts of debt (\$25,000 and over) at the time of finishing their degrees while over 33% of graduates have some type of debt (\$24,999 or less) after the completion of their education. The average student loan holder is owed \$28,000 at the time of graduation. In understanding that this data is from 2015, we can assume that the average debt has likely increased significantly.


“the transition to ‘publicly-aided’ from ‘publicly-funded’ has meant that post-secondary institutions have had to adapt to a series of belt-tightening measures that have weakened the quality of education provided”

While the BC Access Grant is a great step in the right direction, the grant only provides maximums of \$4,000 per year to students enrolled in programs less than two years in length, \$1,000 per year to students enrolled in programs two years in length or longer and to students who are studying part-time. With the cost of living increasing, the year-over-year rise in student debt, and long-term complications posed by the COVID-19 pandemic, such grant maximums do not provide adequate financial aid to student loan holders. Post-secondary education and by extension, students should continue to be seen as a public good by the provincial government. On average, post-secondary students end up earning considerably higher as opposed to those without a post-secondary education. As a result, graduates end up paying more in taxes over their lifetime as opposed to those who do not hold post-secondary degrees. A 2017 Statistics Canada report shows us that women with a bachelor's degree earned around 60% more than women with a high school diploma. With the median salary for female bachelor's degree holders being \$68,342, they would pay an average of \$14,777 in taxes as opposed to female high school diploma holders who would pay on average only \$7,000 in taxes⁷. This discrepancy is almost identical for men. Providing students with aid can also be seen as a public good when looking at direct economic investments. A particularly concerned report states that 68% of students cited that they were concerned about using up their savings to pay for their education which will have long-term financial impacts like delaying home or car purchases.

Parental Contributions

A concern that is continuously brought up by prospective and current students alike is the inclusion of parental contributions in the student loan assessment formula. Students are often denied adequate funding or funding altogether due to an applicant's household income and by extension, an expectation that the applicant's family will contribute towards their post-secondary education.

For student loan holders, StudentAidBC provides an ideal breakdown of costs which includes a 9% parental contribution towards a dependent's student loan. Using the same breakdown for students who do not qualify for student loans, the breakdown expects a dependent's parents to pay for 65% of their education⁹. For middle-income students, this issue impacts them drastically as they are automatically shut out of the loan process altogether. While middle-income students have families whose income is over the eligibility threshold, many



students in this category do not receive support from their families and as a result, are unable to pursue or continue their post-secondary education.

While middle-income students have families whose income is over the eligibility threshold, many students in this category do not receive support from their families and as a result, are unable to pursue or continue their post-secondary education. In understanding that parental contributions are necessary in order to ensure that the student loan system is not being abused by students who can otherwise afford a post-secondary education, loan holders, nevertheless, must still repay their loans after graduation. The financial downside for the provincial government when issuing loans to students who may not need them is the distribution of non-repayable grants. As a result, parental contributions should still be taken into account when assessing eligibility for grants but not for the assessment of eligibility for student loans.

Ensuring Graduate Student Access to Non-Repayable Aid

The Alliance of BC Students recommends that the Province of British Columbia include graduate students as an eligible group in the BC Access Grant in acknowledging the need for greater graduate student financial aid.

The Alliance of BC Students further recommends that the Province of British Columbia establish permanent funding for the BC Graduate Scholarship and expand the eligibility of the scholarship to include all disciplines equally.

Graduate Students: Integral to BC's Economic Future through Innovation

Graduate students are the key drivers of the research and innovation in the province. They play an outsized role in the research output of almost all research institutions in BC, first by conducting research in their time as graduate students and later as highly skilled researchers in the public and private sector. On average, a PhD student publishes 4 peer-reviewed journal or book chapter publications in the span of their studies.¹ In 2018, 7,488 master's and 972 doctoral degrees were conferred across the province.² Among UBC PhD Graduates from 2005-2013, 51% are now in

*"From 2005 to 2015, graduate student enrollment in Ontario, Quebec and Alberta increased by approximately 50%, where enrollment in BC increased by only 15%."*⁴

careers in higher education, with the majority employed in research stream positions.³ Graduate students make an immense contribution to advancing and developing our economic future, both in their time as students and beyond.

Historically, BC has lagged behind other provinces in supporting graduate education. Unlike other provinces, BC did not have a provincial scholarship program to support graduate education until 2018. The consequences of this lack of investment are apparent in comparisons of graduate enrolment numbers between provinces. From 2005 to 2015, graduate student enrolment in Ontario, Quebec and Alberta increased by approximately 50%, where enrolment in BC increased by only 15%.⁴ To address this issue, the province introduced the first BC Graduate Scholarship Fund in 2018. This one-time \$12-million investment was meant to support 800 awards of \$15,000 each, providing graduate students in BC with scholarships to conduct research in Science, Technology, Engineering and Math (STEM) disciplines.⁵

The Importance of Funding Non-STEM Research

While the BC Graduate Scholarship program has been a great success in supporting graduate education, the program can be significantly improved to expand its impact. Currently, the scholarship is only available to students studying in STEM disciplines - students in social sciences and humanities are excluded from accessing provincial funding, leaving a significant portion of

the graduate student population without access to resources required to support their studies. In 2018/2019, there were 20,526 BHASE (Business, Humanities, Health, Arts, Social Science, and Education) graduate students studying in BC.²

The advancement of disciplines in the social sciences and humanities are essential in tackling the most pressing issues of our day from facilitating and managing access to health care to developing policies to address climate change, to managing an equitable recovery from the global pandemic.⁹ The future growth and development of the Canadian economy will require a balanced approach between STEM and non-STEM skill sets.¹⁰ Without this balance, the innovations of STEM research and innovation are under-utilized, making our innovation sector less competitive in the global economy.¹⁰ BHASE students are just as devoted to their research and education as their peers in STEM, and therefore should be eligible for similar funding. Properly funding humanities, education, business and social sciences research will be essential to BC's economic recovery and future prosperity.

“The future growth and development of the Canadian economy will require a balanced approach between STEM and non-STEM skill sets. Without this balance, the innovations of STEM research and innovation are under-utilized”¹⁰

Affordability and Access to Graduate Education

For everyone in the province to properly benefit from its world class graduate programs, graduate education must be made accessible and affordable to all British Columbians. According to the most recent data in BC, the average Master's degree holder will graduate with \$36,000 in debt, which is \$8,000 higher than the national average.¹¹ Between 1991 and 2018, the average tuition costs for a domestic graduate student rose by 332%.¹² To put these increases into perspective, the rate of inflation in Canada during the same time period was only 70.29%.¹³

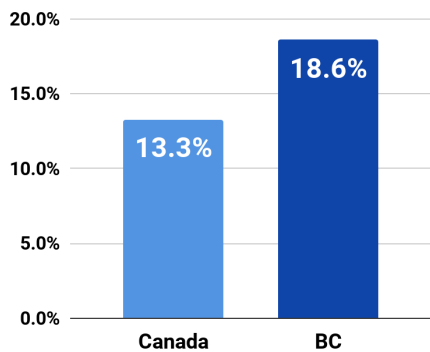
Graduate students face increased financial pressures particularly due to the greater burden of student debt they incur because of a longer education path. The 2019 Alma Mater Society Academic Experience Survey found:

- 68% of graduate students experienced financial hardship related to housing
- 48% report financial hardship related to tuition and other expenses
- 42% of graduate students work part-time
- 35% rely on financial support from family
- 45% of graduate students report experiencing food insecurity in the last year
- 30% of students report having difficulty managing basic expenses.¹⁴

Gender Inequity, Student Debt, and the Pursuit of Graduate Education

The impact of student debt does not affect everyone equally, and this is especially important to consider in the context of post-graduate studies, which place even greater financial burdens on

Wage Gap as of 2018



students. This burden is unfortunately magnified for female students both before and after graduation due to the gender pay gap and discriminatory hiring practices. The gender pay gap accounts for Canadian women earning approximately 13% less than men on average at the national level, and even women with the highest levels of educational attainment still earn on average 10% less than men.¹⁵ However, British Columbia has the worst provincial gender pay gap, with women making an average of almost 20% less than men in hourly wages.¹⁶ This income inequity makes it far more difficult for women graduates to repay any debt they may incur through their studies.¹⁷

18

Not only is the gender pay gap an issue in the private sector, but it is also prevalent within post-secondary institutions.¹⁹ A study by the Globe and Mail found that the average annual salary of a woman working in academia is \$14,437 less than a man's, and that men are more likely to be hired as permanent faculty than women.¹⁹

With 20% of PhD graduates finding full-time teaching employment in post-secondary institutions,²⁰ and holding an average of \$33,000 of debt in BC,¹¹ this persistent pay inequity undoubtedly has a substantial impact on women PhD holders.

Spotlight on BC:

At BC post-secondary institutions:

- women working at UBC earn **11% less** than men,
- women working at UVic earn **6% less** than men,
- women working at UNBC earn **8% less** than men.¹⁹

Supporting Students with Disabilities

The Alliance of BC Students recommends that the Province of British Columbia mandate that post-secondary institutions recognize a 40% course load as full-time enrolment for students with disabilities, and ensure that all student financial programs recognize this full-time enrolment standard for students with disabilities.

The Alliance of BC Students further recommends that the Province of British Columbia also require post-secondary institutions to review and revise existing policies regarding students with disabilities to ensure that provincial standards are being maintained.

Understanding the Experiences of Students with Disabilities in Post-Secondary Education

The current state of data on the experiences of students with disabilities in BC is considerably lacking. While organizations such as the National Educational Association of Disabled Students (NEADS) help to fill this information gap, their research focuses on the national level. Having data and a clear picture of the experiences of students with disabilities specifically in BC, especially during the COVID-19 public health emergency is essential to developing proper measures to address the unique challenges that this student population faces.¹ According to information compiled by Statistics in 2017, one in 5 (22%) Canadians aged 15 years and over - or about 6.2 million individuals - reported having one or more disabilities.² Reviewing the past surveys from the last 8 years, there has not been a province-wide survey conducted for BC on this matter.³

“Having data and a clear picture of the experiences of students with disabilities specifically in BC is essential to developing proper measures to address the unique challenges that this student population faces.”

The COVID-19 pandemic has significantly impacted the experiences of students with disabilities, both negatively and positively. The move to remote learning has increased access to education for some, while creating new barriers for others. For example, students who had difficulty attending in-person classes due to chronic pain and fatigue are now able to access classes from their homes, improving attendance and learning outcomes. Meanwhile, the pandemic has taken a toll on the student's mental health and wellbeing.⁴ Mental illness represents the most common type of disability amongst young people in Canada,² creating significant challenges for students who were already struggling with their mental health. BC needs to gain a better understanding of how the pandemic and the move to online learning has impacted students with disabilities, so that the challenges created can be mitigated and the lessons learned from newfound accessibility are not lost when classes eventually return to an in-person primary model.

Having a clearer understanding of the specific barriers that this population faces in accessing post-secondary education and employment will enable the Province, post-secondary institutions, community services, and industry to better address these challenges.

Financial Barriers to Education

Access to advanced education is essential to rebuilding BC's economy, and it must be ensured that no British Columbians are left behind as the province moves forward. People with a disability who had post-secondary credentials are more likely to be employed than those with a high school diploma or who did not graduate high school.² Despite the importance of post-secondary education for employment outcomes, students with disabilities face barriers to accessing post-secondary education. Many students with disabilities face significant disruptions to their education due to financial, health, and accessibility constraints.

Students with disabilities often incur significant costs in order to treat or manage their disability while pursuing their education. While some federal financial aid is available to specifically assist students with disabilities in covering the additional costs that are directly related to their

“Covering the cost of their required educational services or equipment out of pocket may mean diverting funds from other sources of financial aid that are meant to cover the cost of tuition and regular living expenses.”

education, students with disabilities consistently report that this funding is insufficient. Grants such as the *Canada Student Grant for Services and Equipment for Students with Permanent Disabilities (CSG-PDSE)*⁶ do not reflect the actual cost of managing and treating one's disability. The CSG-PDSE only covers the cost of services and equipment directly related to one's education, such as tutors, e-readers, or interpreters.⁶ Costs such as medication, specialist medical treatments, seeking diagnoses, and more are not covered by this grant, and many students have to pay for these out of

pocket if they are not covered by MSP or insurance.

Unfortunately, covering the cost of their required educational services or equipment out of pocket may mean diverting funds from other sources of financial aid that are meant to cover the cost of tuition and regular living expenses. While there are a number of programs that provide additional access to funding for students with disabilities in BC, including the *B.C. Access Grant for Students with a Permanent Disability (BCAG)* and *B.C. Supplemental Bursary for Students with Disabilities (SBSD)*,⁶ students report that existing programs are insufficient and do not properly address their exceptional non-educational related costs.

Barriers to Employment

Students with disabilities often struggle to gain relevant work experience while in school.⁷ Persons with disabilities are less likely to be employed, with 49% of Canadians with a disability aged 25 to 64 being employed, compared to 79% of those without a disability.² Students with disabilities often face challenges in accessing non-academic experiences leading to employment, including various types of part-time or full-time employment.² In addition to difficulties accessing employment support services, employment discrimination against people with disabilities is a persistent issue in Canada.⁸ A Statistics Canada study found that 12% of respondents reported having been refused a job on the basis of their disability at one point within the past five years, however, this went up to 33% amongst people with a severe disability.⁸

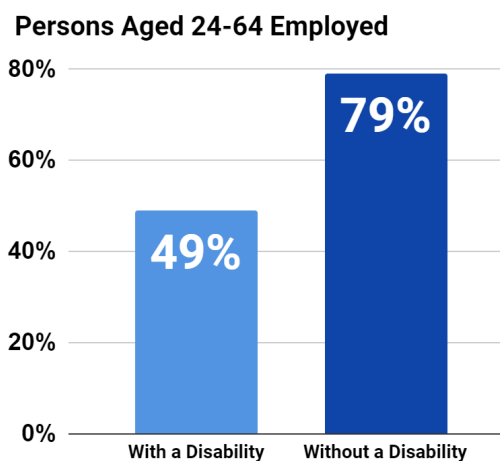
Graduate students with disabilities face particular challenges gaining additional employment experience during their graduate education, given the exceptional time and financial costs associated with these programs in comparison to undergraduate

studies. Many students with disabilities elect to pursue their education on a part-time basis in order to better manage their studies alongside their disability. A NEADS study on the differences in experience between full-time and part-time graduate students with disabilities indicates that students enrolled in part-time studies had fewer opportunities to participate in the research stream, and had more difficulty accessing services.⁹ 39% of part-time graduate students and 21% of full-time graduate students with disabilities indicated they were away from campus

“It is estimated that by improving workforce accessibility for people with disabilities, Canada could see an increase of \$16.8 billion to the country’s GDP by 2030.”

during the course of their studies due to a lack of support and resulting challenges,⁹ 41% of full-time and 50% part-time graduate students with disabilities reported that the greatest obstacle they faced was related to work/ financial commitments.⁹

Statistics Canada estimates that there are approximately 645,000 people with disabilities in Canada who are currently unemployed but who have potential for employment in an accessible and inclusive work environment,² representing an



enormous amount of labour potential. In a survey conducted by the Conference Board of Canada, 60% of people with a disability responded that they were unable to find employment that appropriately utilized their training, education and abilities.¹⁰ It is estimated that by improving workforce accessibility for people with disabilities, Canada could see an increase of \$16.8 billion to the country's GDP by 2030.¹⁰ Statistics Canada has stated that in order to properly address this issue further research on the employment and accessibility needs of people with disabilities in Canada is required.² The Province of British Columbia can make an important contribution to this by conducting a survey on the needs and experiences of students with disabilities.

Disruptions to Education

Completion of education for students with disabilities is often longer due to unmet accessibility needs, illness, flare-ups of symptoms, or additional costs incurred. Some students are unable to reach their academic potential due to sudden worsening of their condition, but are often unable to get the accommodations they need because they need to be registered with accessibility services at their institution early on in the semester to receive support from the department.¹¹ Furthermore, accessibility services often remain siloed within specific university departments, making it challenging to fully incorporate the support a student may need throughout the university. Without proper integration measures, including education to faculty and departments, students often do not receive the proper support, or have to extensively advocate for themselves to get the accommodations they are entitled to.⁵

Important information to include in the survey

In developing a survey on the experiences of students with disabilities in BC, the Province is encouraged to ensure those with lived experience are included in the survey development process. The following areas should be included in the survey, subject to further input by students and recent graduates with disabilities:

- Disruptions to education and dropout rates
- Experiences accessing accommodations and accessibility services
- Accessibility of work-integrated learning opportunities
- Financial need
- Ongoing impact of COVID-19, specifically including:
 - Transitions to online learning
 - Accessing support services while online

- Accessing post-secondary campuses and community services, such as public transit
- Financial impacts of the pandemic

The Province is further encouraged to collect and report disaggregated data on other social identity factors reported by respondents, including gender, sexual orientation, racialized identity, Indigeneity, and immigration status. As part of the government's commitment to GBA+ planning and analysis, understanding intersecting impacts of various identity factors is critical to building sustainable and inclusive solutions.

Consistent Policy

Students with disabilities face significant challenges and barriers to post-secondary education, including a lack of support and accessibility issues. Some of these major barriers that these students face is their struggle to receive full-time student status and their ineligibility to apply for student scholarships and bursaries. Currently, many students with disabilities are not eligible for these opportunities due to the less than 60% course load and therefore do not meet the full-time student criteria. While it is crucial that the provincial government and post-secondary institutions set aside funding specifically for students with disabilities, it is also equally as important that students with disabilities are recognized for other educational funding and awards. Currently, both StudentAid BC and the Canada Revenue Agency recognize students with disabilities enrolled in a 40% course load as full-time and yet some post-secondary institutions do not. Students with disabilities should be provided the same opportunities and a consistent experience without the unnecessary barriers and challenges of unclear eligibility requirements and criteria for educational funding and awards that conflict with both provincial and federal lending programs.



Supporting International Students

The Alliance of BC Students calls on the Province of British Columbia to commit to fairness on our campuses and eliminate international student contributions to the Medical Services Plan.

The Alliance of BC Students further recommends that the Province of British Columbia extend the application of BC's Tuition Limit Policy to include international students.

International Student Health Fee

On January 1st, 2020, most people in British Columbia benefited from a change to the structure of the Medical Services Plan (MSP), which eliminated their financial contributions to provincial health care. This change was particularly meaningful to students, who often struggle with staying financially afloat while also balancing their academic commitments and personal lives. However, one subsection of the student population did not benefit from this change, and actually saw their financial burden go up. International students across the province are now paying \$75.00 per month. This change was made without meaningful consultation with student associations, advocacy groups, or international students. The Alliance of BC Students is opposed to these changes to international student contributions to the Medical Services Plan.

Shortly after this change, the Alliance of BC Students called on the provincial government to eliminate this change and years later, we are seeing other student organizations continue to advocate for this. This last year, the Simon Fraser Student Society, in partnership with the Migrant Students United at SFU revitalized this advocacy through a province wide campaign. On September 29th, 2022, they held a Rally Against the International Student Health Fee and had students from several institutions show up in support.

International Tuition - the Importance of Predictability for Students and Institutions

As referenced above, the result of declining provincial funding is increases to tuition costs. However, it is important to note that the impacts of rising tuition have been disproportionate. Domestic students are currently protected by BC's Tuition Limit Policy, but no such protections exist for international students. Increases on international student tuition are currently unlimited by the provincial government, which has led to the tuition fees international students pay increasing at a much higher rate year over year than the tuition fees of their domestic counterparts.

Case Study: The average international student tuition fee rate for a bachelor of arts degree at the University of British Columbia in 2017/18 was \$28,007, but by 2020/21 had risen to \$38,816.¹⁵
This is an increase of 39% over 4 years.

These dramatic increases compound the stress that international students already experience due to discrimination and exclusion while they study in Canada.¹⁶ Unregulated tuition costs make estimating tuition year-to-year impossible. Though international students are required to prove that they have access to enough funding from their home country to finance their education in full before they are granted a study visa,¹⁷ when tuition cannot accurately be predicted from one year to the next, there is no way for them to adequately ensure that they have enough funding set aside for their entire education before

they come to Canada. To add to this, international students face federal limits on how much they are allowed to work in Canada while on a study visa,¹⁸ and many face discrimination in hiring practices or experience language barriers which make finding work more challenging.¹⁹ This makes it even harder to keep up with tuition and living costs that just keep rising.

Post-secondary institutions across Canada have become dependent on international student tuition to make up budget shortfalls, with Statistics Canada noting that international tuition fees accounted for over one-third of the tuition fees received by Canadian universities in 2018/2019.²⁰ Buoyed by the federal government's international education strategy announced in 2014, post-secondary institutions have been aggressively recruiting international students as their government funding has fallen.¹² At the University of British Columbia, for example, the budget tabled in April 2020 forecast 56% of the university's total tuition revenue for 2019/2020 to come from international tuition, despite international students making up only 26% of the university's full-time equivalent enrolment. This translated into 22% of UBC's total budget being derived from international tuition.²¹

With such a large chunk of post-secondary budgets dependent on international student enrolment, the risks of this model become evident when enrolment is unexpectedly threatened. In other countries where there have been similar levels of dependence on international student tuition, when international student enrolment rates suddenly declined, it resulted in largely negative economic impacts which took years to recover from.²²

“Ensuring predictability is integral to student success, institutional resilience, and provincial economic well-being.”

As the pandemic has shown, the impacts of COVID-19 on a precarious funding model that depends on non-guaranteed revenue streams are obvious - though it is not yet known what the lasting impact of the global health emergency will be on international student enrolment, modelling by Statistics Canada indicates it could be severe:

“projection scenarios, built on trends in student permit holders, show that Canadian universities could possibly lose between \$377 million (or 0.8% of projected revenues) and \$3.4 billion (or 7.5% of projected revenues) in 2020/2021, depending on the size of the reduction in international student enrolments and the subsequent loss in tuition fees (unadjusted for inflation)” (sec. 3).²⁰

International students aren't just important to the post-secondary sector, they are important to BC's economy overall. In 2018, international students contributed \$3,988,723 to the provincial GDP, creating 45,164 jobs with \$2,454,329 in income revenue.²³ Ensuring predictability is integral to student success, institutional resilience, and provincial economic well-being. It is in everyone's best interest to create an international education strategy which promotes international student success and reduces institutional reliance on international student tuition.

Fighting Sexualized Violence

The Alliance of BC Students recommends that the Province of British Columbia commit to annual funding for the running of sexual violence prevention offices, programs, and/or initiatives at post-secondary spaces across British Columbia.

The Alliance of BC Students further recommends that the Province of British Columbia adopt into regulation the 11 minimum standards identified by Students For Consent Culture under the Sexual Violence and Misconduct Policy Act.

The Alliance of BC Students further recommends that the Province of British Columbia integrate the [Our Campus, Our Safety: Student Leaders' Action Plan for Institutions and Governments to Address and Prevent Sexual Violence on Campus](#)

Sexualized Violence by the Numbers

Sexualized violence is an extremely prevalent issue, experienced disproportionately by people who are younger, who identify as women, people who are 2SLGBTQIA+,¹ people with disabilities,² people who are also Indigenous,³ and those who are post-secondary students.⁴ While the provincial government has taken a number of measures since 2016 to address campus sexualized violence, much more needs to be done to address both its scale and deep-rooted nature of the problem. According to an extensive Statistics Canada study assessing the “prevalence, characteristics, and attitudes surrounding unwanted sexualized behaviours and sexual assault”

71% of students had either experienced or witnessed unwanted sexualized behaviours in a post-secondary setting⁴

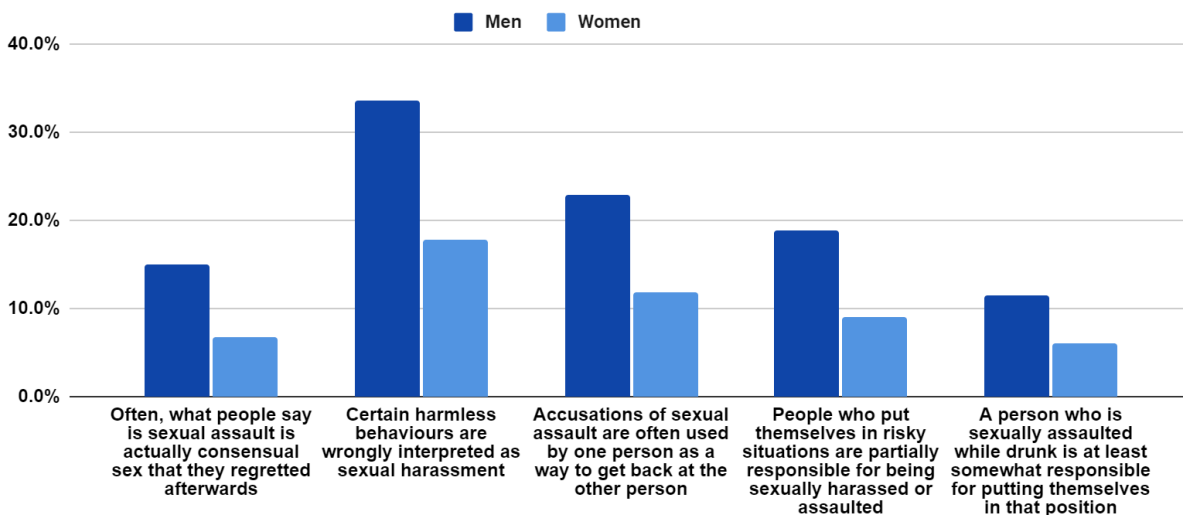
- 71% of students had either experienced or witnessed unwanted sexualized behaviours in a post-secondary setting;
 - among them, 45% of women and 32% of men had personally experienced at least one instance of unwanted sexualized behaviour in a post-secondary environment;
- 11% of women reported having experienced a sexual assault within the past year in a post-secondary setting (approximately 110,000 women);
- 15% of women had been sexually assaulted at one point during their time in a post-secondary setting (approximately 197,000 women).⁴

The Roots of Sexualized Violence

Sexualized violence is an assertion of power over another person, and is based within attitudes and beliefs that devalue others based on their sex, gender, sexual orientation, or gender

presentation. It is further upheld by belief systems that oppress others, including ableism, racism, and ageism.⁵ Acts of sexualized violence are often dismissed through victim-blaming beliefs and practices. Survey respondents who identified as men twice as likely to hold beliefs that uphold victim blaming, such as “Accusations of sexual assault are often used by one person as a way to get back at the other person.”⁴ In reality, not only is sexual assault the most under-reported violent crime in Canada,⁵ but the false reporting rate is only between 2% to 8%,⁶ which is comparable to false reports of any other violent crime.⁷

Beliefs and Attitudes about Unwanted Sexual Behavior and Consent



Pandemic Isolation and Domestic Violence

While students are generally not spending much time on campuses right now due to the pandemic, sexualized and gender-based violence continues to occur at high rates. A Statistics Canada report released in November 2020 found that 10% of women were very or extremely concerned about violence in the home.⁸ The health measures put in place in BC to prevent the spread of COVID-19 are an essential part of public safety, however, these restrictions have caused many people to become further isolated and effectively trapped in abusive home environments. In BC, the Battered Women’s Support Services saw an increase of 400% in calls to their crisis line after the initial pandemic restrictions were lifted and women were better able to leave their homes to make calls.⁹

Fighting Campus Sexualized Violence in BC

Students have been calling for increased provincial action to address campus sexualized violence in BC for decades, and have seen several important actions taken since 2015, including the passage of the *Sexual Violence and Misconduct Policy Act (Act 23)*, a provincial information-sharing and capacity-building forum in 2019, and an investment of \$760,000 in 2019 to support a number of ongoing initiatives. The \$760,000 has funded projects such as developing plain language sexualized violence policies for post-secondary institutions, the initial development of a provincial student survey, an evaluation rubric for sexualized violence education resources, the initial stages of a resource-sharing hub, and a number of other initiatives. These projects are still ongoing, and far more work still needs to be done. However, this funding has not been renewed since 2019 and there is no guarantee that further investments will be made. There is still far too much work to be done for this investment not to be renewed. Providing ongoing and consistent support to these projects will allow those involved to develop longer-term plans and improve on existing work.

“There is still far too much work to be done for this investment not to be renewed.”

Act 23 - Sexual Violence and Misconduct Policy Act

The *Sexual Violence and Misconduct Policy Act (Act 23)* requires that each publicly-funded post-secondary institution in BC develop a sexual violence and misconduct policy in accordance with the *Act*, that it consult students in its development and its required 3-year review process, and annually report to its governing body on its implementation.¹⁰

The passage of *Act 23* was a significant step forward in properly addressing and preventing campus sexualized violence. However, while institutions are now required to develop and implement a policy on campus sexual violence and misconduct, there is little direction provided

“there is little direction provided within the Act itself on what specifically needs to be included in these policies.”

within the *Act* itself on what specifically needs to be included in these policies. This led to institutions taking vastly different approaches in the development, scope and implementation of their respective policies. In some cases, these policies include provisions that cause significant harm to survivors. Similar concerns have also been raised by student organizations in provinces with comparable legislation.¹¹ The Ontario government passed Bill 123 in 2016, with a comparable lack of clear guidelines to *Act 23* for institutional policy development.

In Ontario, this has led to significant variation in institutional policy responses, the

implementation of harmful practices, and ineffective responses to preventing campus sexualized violence.¹²

The Minimum Standards

In 2017, Students for Consent Culture Canada (SFCC) released the Our Turn: National Action Plan, which outlines 45 criteria for survivor-centric and trauma-informed campus sexualized violence policies. These criteria were developed in consultation with 40 student unions and community organizations in 8 provinces, and a review of over 60 institutional sexualized violence policies.¹³ In 2019 SFCC released the follow-up One Year Later Report, which distilled the 45 criteria into 11 absolutely essential requirements for provincial governments to include in legislation regarding campus sexualized violence policies.¹⁴ They are:

1. A defined standalone sexual violence policy

A policy is stand-alone if it is a separate document from other policies and has its own set of procedures that do not refer to the procedures of other policies, including the student Code of Conduct.

2. The right to both criminal and institutional processes

The ability to report experiences to both their institution and the police without risk of having a complaint suspended due to the other process.

3. Mandatory sexual violence training for decision-makers

A mandate of quality and expert-informed sexualized violence sensitivity training on trauma-informed approaches for those involved in hearing the sexualized violence complaint and deciding the outcomes.

4. Rape shield protections

Whereby a complainant cannot be asked questions about their sexual history at any point of the informal or formal complaint process.

5. Protections from face-to-face encounters

A complainant should not be required to be present at the same time as a respondent.

6. Timelines

Timelines for a complaint process that do not exceed 45 days for a complaint process and 48 hours for immediate accommodations.

7. Protections from gag orders

Protections from institutions imposing a gag order on complainants through a broadly defined confidentiality requirement.

8. Broader scope

Campus sexualized violence policies must explicitly create a procedure for students to report sexualized violence while participating in a work placement, internship, or co-op.

9. Informing of sanctions

A mandate that institutions must inform both the complainant and respondent of all sanctions ordered by the review committee. This includes making appropriate adjustments to provincial privacy and labour law.

10. Student representation on committees

A mandate for the creation of a Sexual Violence Prevention and Support Taskforce, with meaningful student representation of at least 30% at each institution.

11. A review process of every two (2) years

While *Act 23* currently requires institutions to review their policies every three years, our knowledge of best practices for these policies are constantly improving, changing almost completely every four years.¹⁵

The requirement of these minimum standards is largely a response to the impacts of “institutional betrayal” and the damaging impacts that this can have on the wellbeing of survivors.¹⁴ Institutional betrayal is “the failure of post-secondary institutions to prevent sexual violence and respond to sexual assault in an effective and supportive manner, which can further harm victims/survivors and exacerbate trauma responses following a sexual assault”.¹⁶ Institutional betrayal not only exacerbates the initial impacts of traumatic events, but can have more damaging impacts to the long-term wellbeing of those who have experienced this trauma.¹⁷

“Assault is one thing. Having to relive it every week for those last five months was a whole different ball game.”¹⁸

Students rely on their institutions to provide a safe learning and living environment in order to fulfill their academic goals and career ambitions. A case arising from the University of Ontario Institute of Technology (UOIT) highlights the need for clear policy guidelines, particularly regarding the need for reasonable timelines. The student who was sexually assaulted “was traumatized over the course of the half-year investigation,” as the university consistently engaged in victim-blaming practices and followed the student code of conduct policy, rather than its sexualized violence policy.¹⁸ The student involved remarked, “Assault is one thing. Having to relive it every week for those last five months was a whole different ball game.”¹⁸

Furthermore, many institutional policies are limited in scope, preventing students from seeking support services or bringing forward a formal complaint, especially if they are pursuing co-op or work-integrated learning placements.¹⁵ Without the ability to report and seek justice through postsecondary institutional policies, these students are left without meaningful options. The limited scope of many campus sexualized violence policies also restricts students from bringing a case forward where an incident did not occur on campus property or at an

institutionally-sanctioned event. The majority of policies in BC cover these areas,¹⁹ but exclude cases where an incident occurred outside of this scope, even if the case involves two students living on campus. The harmful impacts of this limitation are exemplified by a case from the University of Victoria where a student was sexually assaulted off-campus by a fellow student who was living in the same on-campus residence as them. The constant re-traumatization from regularly seeing the perpetrator led the student to stop leaving their dorm room out of fear, reduce class attendance, and eventually drop out.²⁰

Interactions with Privacy Legislation

Informing both the complainant(s) and respondent(s) involved in a sexualized violence case on whether or not any sanctions have been applied as well as what those sanctions are is absolutely critical in supporting the recovery of survivors. However, due to a lack of clarity within BC's Personal Information Protection Act (PIPA), many institutions have interpreted the legislation to mean that complainants are not entitled to information regarding outcomes of investigations and complaints processes due to potential privacy violations.¹⁵ Lack of clarity around the interaction between provincial privacy legislation and the rights of complainants/survivors is an issue across Canada where similar legislation on campus sexualized violence policies has been passed.²¹

Informing victims of sanctions against perpetrators is rooted in the principles of human rights law within Canada, specifically within the Canadian Victims Bill of Rights, which includes "the right to information, protection, participation, and restitution".¹⁶ While this Bill specifically refers to proceedings under the criminal justice system, the importance of the basic principle behind it should not be limited to formal criminal proceedings. In maintaining the lack of clarity within PIPA, institutions will continue to "disregard well-established principles under human rights legislation... [and] deprive complainants of validation as well as of a sense of safety".²¹ For these reasons, comprehensive steps should be taken by the provincial government to clarify PIPA as it relates to informing those involved in cases of sexualized violence at post-secondary institutions.

Endnotes

Investing in Post-Secondary Education

1. Organisation for Economic Co-operation and Development. (2017). *Policies for Stronger and More Inclusive Growth in Canada*. OECD Publishing. <https://doi.org/10.1787/9789264277946-en>
2. Ivanova, I. (2012). *Paid in full update: Who pays for University education in BC?* Canadian Centre for Policy Alternatives. <https://www.deslibris.ca/ID/231517>
3. Statistics Canada. (2020). *Table 7-10-0026-01 Revenues of universities and degree-granting colleges (x 1,000)* [Data table]. <https://doi.org/10.25318/3710002601-eng>
4. Usher, A. (2019). *The State of Post-Secondary Education in Canada—2019* (The State of Post-Secondary Education in Canada). Higher Education Strategies Associates. https://higheredstrategy.com/wp-content/uploads/2019/08/HESA-Spec-2019-Final_v2.pdf
5. Canadian Association of University Teachers. (2019). *3.18 Average Undergraduate Student Tuition, Domestic*. Canadian Association of University Teachers. <https://www.caut.ca/content/318-average-undergraduate-student-tuition-domestic>
6. Canadian Association of University Teachers. (2019). *3.19 Average Graduate Student Tuition, Domestic*. Canadian Association of University Teachers. <https://www.caut.ca/content/319-average-graduate-tuition-domestic>
7. Canadian Association of University Teachers. (2019). *3.21 Average International Undergraduate Student Tuition*. Canadian Association of University Teachers. <https://www.caut.ca/content/321-average-international-undergraduate-student-tuition>
8. Canadian Association of University Teachers. (2019). *3.22 Average International Student Graduate Tuition*. Canadian Association of University Teachers. <https://www.caut.ca/content/322-average-international-student-graduate-tuition>
9. Statistics Canada. (2020). *Table 37-10-0200-01 Student debt of postsecondary graduates from all sources, by province of study, level of study, field of study and sex*. [Data table]. <https://doi.org/10.25318/3710020001-eng>
10. Statistics Canada. (2020). *Table 37-10-0163-01 Postsecondary enrolments, by International Standard Classification of Education, institution type, Classification of Instructional Programs, STEM and BHASE groupings, status of student in Canada, age group and gender*. [Data table]. <https://doi.org/10.25318/3710016301-eng>
11. Statistics Canada. (2020). *Canada Education Savings Program – 2019 Annual Statistical Review*. <https://www.canada.ca/en/employment-social-development/programs/canada-student-loans-grants/rep>

[orts/cslp-statistical-2018-2019.html#h2.5-h3.2](#)

12. Usher, A. (2020). *The State of Post-Secondary Education in Canada—2020* (The State of Post-Secondary Education in Canada). Higher Education Strategies Associates.
<https://higherstrategy.com/wp-content/uploads/2020/09/HESA-SPEC-2020-revised.pdf>

13. Foster, K., & Birdsell Bauer, L. (2018). *Out of the Shadows: Experiences of Contract Academic Staff*. Canadian Association of University Teachers. https://www.caut.ca/sites/default/files/cas_report.pdf

14. Shoss, M. K. (2017). Job Insecurity: An Integrative Review and Agenda for Future Research. *Journal of Management*, 43(6), 1911–1939. <https://doi.org/10.1177/0149206317691574>

15. DataBC. (2020). *Annual Academic Arts Program tuition fees for full-time international students at public post-secondary institutions by Economic Development Region (EDR) and by institution. Academic Years 2011/12 to 2020/21*. [Data set].
https://catalogue.data.gov.bc.ca/dataset/6e317257-54fe-44d1-89a6-1fcd81f5a484/resource/998b69b8-59b9-4dd3-89f6-1e84eb4a2451/download/tui2_international_tuition_fees_at_public_post_secondary_institutions_by_economic_development_r.xlsx

16. Canadian Alliance of Student Associations. (2018). *Value Beyond the Dollars and Cents: International Students' Contributions to Canada and Their Need for Supports*. Canadian Alliance of Student Associations.
https://d3n8a8pro7vhmx.cloudfront.net/casaacae/pages/2693/attachments/original/1535747003/Value_Beyond_the_Dollars_and_Cents_International_Students'_Contributions_to_Canada_and_Their_Need_for_Supports.pdf?1535747003

17. Immigration, Refugees, and Citizenship Canada. (2020). *Study permit: Who can apply*. Government of Canada.
<https://www.canada.ca/en/immigration-refugees-citizenship/services/study-canada/study-permit/eligibility.html>

18. Department of Justice. (2020). *Immigration and Refugee Protection Regulations*. Government of Canada. <https://laws-lois.justice.gc.ca/eng/regulations/sor-2002-227/section-186.html>

19. Fakih, Z. (2019, September). Dispelling the “rich international student” myths. *The Eyeopener*.
<https://theeyeopener.com/2019/09/dispelling-the-rich-international-student-myths>

20. Statistics Canada. (2020). *Financial information of universities for the 2018/2019 school year and projected impact of COVID–19 for 2020/2021*
<https://www150.statcan.gc.ca/n1/daily-quotidien/201008/dq201008b-eng.htm>

21. University of British Columbia. (2020). *2020/2021 Budget*.
https://bog3.sites.olt.ubc.ca/files/2020/04/2.1_2020.04_Budget-Fiscal-2020-2021.pdf

22. Preiss, B. (2012, December 13). Indian student numbers falling. *The Age*.
<https://www.theage.com.au/national/indian-student-numbers-falling-20121213-2bcnq.html>
23. Currie, C. (2020). *Economic Impact of International Education in Canada 2017-2018*. Canmac Economics Limited.
https://www.international.gc.ca/education/assets/pdfs/economic_impact_international_education_canada_2017_2018.pdf

Building Capacity of Mental Health Services

1. American College Health Association. (2019). *American College Health Association-National College Health Assessment II: Canadian Consortium Executive Summary Spring 2019*. Silver Spring, MD: American College Health Association.
<https://www.cacuss.ca/files/Research/NCHA-II%20SPRING%202019%20CANADIAN%20REFERENCE%20GROUP%20EXECUTIVE%20SUMMARY.pdf>
2. Canadian Alliance of Student Associations. (2020). *Students are Still Worried: COVID-19 and Post-Secondary Education*. Canadian Alliance of Student Associations/ Alliance canadienne des associations étudiantes. https://www.casa-acae.com/students_are_still_worried_covid19
3. University of Victoria. (2020). *Student and Instructor Online Experience*. University of Victoria.
<https://onlineacademiccommunity.uvic.ca/TeachAnywhere/wp-content/uploads/sites/4913/2021/01/Online-Experience-2020F-Survey-Results-v14.pdf>
4. Mental Health Commission of Canada. (2017). *Strengthening the Case for Investing in Canada's Mental Health System: Economic Considerations*.
https://www.mentalhealthcommission.ca/sites/default/files/2017-03/case_for_investment_eng.pdf
5. DataBC (2021). *Full-time Equivalent Enrolment at BC Public Post-Secondary Institutions*. [Dataset].
<https://catalogue.data.gov.bc.ca/dataset/full-time-equivalent-enrolments-at-b-c-public-post-secondary-institutions>
6. Hop Wo, N. K., Anderson, K. K., Wylie, L., & MacDougall, A. (2020). The prevalence of distress, depression, anxiety, and substance use issues among Indigenous post-secondary students in Canada. *Transcultural Psychiatry*, 57(2), 263–274. <https://doi.org/10.1177/1363461519861824>
7. Dunbar, M. S., Sontag-Padilla, L., Ramchand, R., Seelam, R., & Stein, B. D. (2017). Mental Health Service Utilization Among Lesbian, Gay, Bisexual, and Questioning or Queer College Students. *Journal of Adolescent Health*, 61(3), 294–301. <https://doi.org/10.1016/j.jadohealth.2017.03.008>
8. BC Centre for Disease Control. (2020). *BC COVID-19 Survey on Population Experience, Action, and Knowledge Results*. BC Centre for Disease Control.
<https://public.tableau.com/profile/bccdc#!/vizhome/BCCOVID-19SPEAKSurvey/BCCOVID-19SPEAKresults>

9. Egale Canada, Innovative Research Group, & African-Canadian Civic Engagement Council. (2020). Impact of COVID-19 on the LGBTQI2S Community – Second National Report. <https://doi.org/10.25318/3710016301-eng>
10. Arriagada P., Hahmann T. and O'Donnell V. (2020). *Indigenous people and mental health during the COVID-19 pandemic*. Statistics Canada. <https://www150.statcan.gc.ca/n1/pub/45-28-0001/2020001/article/00035-eng.htm>
11. Ministry of Advanced Education, Skills, and Training. (2020). *Free counselling service launches for post-secondary students*. Government of British Columbia. <https://news.gov.bc.ca/releases/2020AEST0024-000698>
12. Ministry of Mental Health and Addictions. (2019). *A Pathway to Hope: A roadmap for making mental health and addictions care better for people in British Columbia*. Government of British Columbia. https://www2.gov.bc.ca/assets/gov/british-columbians-our-governments/initiatives-plans-strategies/mental-health-and-addictions-strategy/bcmentalhealthroadmap_2019web-5.pdf
13. Klein, S., Ivanova, I., & Leyland, A. (2017). *Long Overdue: Why BC Needs a Poverty Reduction Plan*. Canadian Centre for Policy Alternatives. https://www.policyalternatives.ca/sites/default/files/uploads/publications/BC%20Office/2017/01/ccpa-bc_long-overdue-poverty-plan_web.pdf
14. BC New Democratic Party. (2020). *Working for You: John Horgan's Commitments to BC*. BC New Democratic Party. https://www.bcndp.ca/BCNDP_Platform_2020_FINAL.pdf

Ensuring Graduate Student Access to Non-Repayable Aid

1. Hatch, T., & Skipper, A. (2016). How much are PhD students publishing before graduation?: An examination of four social science disciplines. *Journal of Scholarly of Publishing*, 47(2), 171-179. <https://doi.org/10.3138/jsp.47.2.171>
2. Statistics Canada. (2020). *Table 37-10-0164-01 Postsecondary graduates, by International Standard Classification of Education, institution type, Classification of Instructional Programs, STEM and BHASE groupings, status of student in Canada, age group and gender*. [Data table] <https://doi.org/10.25318/3710016401-eng>
3. Porter, S., Mol, L., Locher, J., & Johnston, M. (2017). *UBC PhD Career Outcomes*. University of British Columbia. https://outcomes.grad.ubc.ca/docs/UBC_PhD_Career_Outcomes_April2017.pdf
4. Looker, D. (2018). *4th Statistical Report, 2018 - Part I*. Canadian Association for Graduate Studies. <https://secureservercdn.net/45.40.150.136/bba.0c2.myftpupload.com/wp-content/uploads/2019/11/2019-44th-Statistical-Report-Part-1-Englishoct2.pdf>

5. Ministry of Advanced Education, Skills, and Training. (2018). *Graduate scholarship fund allows students to focus more on studies*. Government of British Columbia. <https://news.gov.bc.ca/releases/2018AEST0103-001478>
6. University of British Columbia (n.d.) *Research Projects: COVID-19 research projects being undertaken by UBC researchers*. University of British Columbia. <https://covid19.research.ubc.ca/research-projects>
7. University of Victoria News. (2020). *UVic leads development of a real-time COVID-19 home test*. University of Victoria. <https://www.uvic.ca/news/topics/2020+brolo-covid-home-test+news>
8. Simon Fraser University News. (2020). *SFU researchers help develop AI tool for speedy COVID-19 diagnosis*. Simon Fraser University. <http://www.sfu.ca/sfunews/stories/2020/06/sfu-researchers-help-develop-ai-tool-for-speedy-covid-19-diagnos.html>
9. Widener, M. (2021). *After the Virus: How Social Science Researchers Will Help With the COVID-19 Recovery*. University of Toronto. <https://www.utoronto.ca/after-virus-how-social-science-researchers-will-help-covid-19-recovery>
10. Universities Canada. (2016). *The Value of Liberal Arts: Quick Facts*. Universities Canada. <https://www.univcan.ca/universities/facts-and-stats/value-liberal-arts-quick-facts/>
11. Statistics Canada. (2020). *Table 37-10-0200-01 Student debt of postsecondary graduates from all sources, by province of study, level of study, field of study and sex*. [Data table]. <https://doi.org/10.25318/3710020001-eng>
12. Canadian Association of University Teachers. (2019). *3.19 Average Graduate Student Tuition, Domestic*. Canadian Association of University Teachers. <https://www.caut.ca/content/319-average-graduate-tuition-domestic>
13. Macrotrends. (2021). *Canada Inflation Rate 1960-2021*. [Data source: World Bank]. <https://www.macrotrends.net/countries/CAN/canada/inflation-rate-cpi>
14. Burnham, J., Stolba, V., Goddard, J., Tadepalli, N., & Rosales, G. (2020). *2019 Academic Experience Survey Report*. Alma Mater Society. <https://www.ams.ubc.ca/wp-content/uploads/2019/12/099-20-2019-AMS-AES-Report-Submission-report.pdf>
15. Moyser, M. (2017). *Women and Paid Work*. Statistics Canada. <https://www150.statcan.gc.ca/n1/pub/89-503-x/2015001/article/14694-eng.htm>
16. Pelletier, R., Patterson, M. and Moyser, M., (2019). *The Gender Wage Gap in Canada: 1998-2018*. Statistics Canada. <https://www150.statcan.gc.ca/n1/pub/75-004-m/75-004-m2019004-eng.htm>

17. Miller, K. (2017). *Deeper in Debt: Women and Student Loans*. American Association of University Women. <https://eric.ed.gov/?id=ED580345>
18. Partridge, E. (2019). *Gender Pay Gap Means That Student Debt Most Affects Female Post-Grads*. Canadian Women's Foundation. <https://canadianwomen.org/blog/gender-pay-gap-student-debt/>
19. Doolittle, R. and Wang, C. (2021, January 21). Explore the Power Gap in Canadian Universities. *The Globe and Mail*. <https://www.theglobeandmail.com/canada/article-power-gap-data-universities/>
20. Edge, J. and Munro, D. (2015). *Inside and Outside the Academy: Valuing and Preparing PhDs for Careers*. Conference Board of Canada. <https://www.conferenceboard.ca/e-library/abstract.aspx?did=7564>

Supporting Students with Disabilities


1. Loeppky J. (2021). With the shift to online learning, students with disabilities face new barriers. *Macleans*. <https://www.macleans.ca/education/with-the-shift-to-online-learning-students-with-disabilities-face-new-barriers/>
2. Morris, S., Fawcett, G., Brisebois, L. and Hughes, J. (2018). *Canadian Survey on Disability Reports: A demographic, employment and income profile of Canadians with disabilities aged 15 years and over, 2017*. Statistics Canada. <https://www150.statcan.gc.ca/n1/pub/89-654-x/89-654-x2018002-eng.htm>
3. Province of British Columbia. (2021). *Past Surveys - Province of British Columbia*. Province of British Columbians. <https://www2.gov.bc.ca/gov/content/data/about-data-management/bc-stats/custom-products-services/surveys/past-surveys>
4. Canadian Alliance of Student Associations. (2020). *Students are Still Worried: COVID-19 and Post-Secondary Education*. Canadian Alliance of Student Associations/ Alliance canadienne des associations étudiantes. https://www.casa-acaе.com/students_are_still_worried_covid19
5. Society for Students with a Disability. (2021). *Shedding Light on the Experiences of Students with Disabilities at UVic* [Report in preparation]. Society for Students with a Disability, University of Victoria.
6. StudentAidBC. (2021). *Appendix 8 application form*. Studentaidbc.ca. 2021 https://studentaidbc.ca/sites/all/files/form-library/appendix_8.pdf
7. Liu Y. (2019). *Post-secondary students with disabilities face gaps in career education services*. CERIC. <https://ceric.ca/2019/05/post-secondary-students-with-disabilities-face-gaps-in-career-education-services/>
8. Turcotte, M. (2014). *Study: Persons with Disabilities and Employment*. Statistics Canada. <https://www150.statcan.gc.ca/n1/pub/75-006-x/2014001/article/14115-eng.htm>

9. National Education Association of Disabled Students (NEADS). (2018). *Comparison of Full-time and Part-time Graduate Students with Disabilities using 2016 CGPSS Data*. NEADS. https://www.neads.ca/en/about/media/CGPSSEnrollmentStatusComparison_Oct22.pdf
10. Gibbard, R., Desormeaux, M., Persaud, P. and Wright, R. *The Business Case to Build Physically Accessible Environments*. Conference Board of Canada. <https://www.conferenceboard.ca/e-Library/abstract.aspx?did=9434>
11. National Educational Association of Disabled Students (NEADS). (2018). *The Landscape of Accessibility and Accommodation for Post-Secondary Students With Disabilities in Canada Report*. NEADS. <https://www.neads.ca/en/about/media/index.php?id=671>

Fighting Sexualized Violence

1. Jaffray, B. (2020). *Experiences of violent victimization and unwanted sexual behaviours among gay, lesbian, bisexual and other sexual minority people, and the transgender population, in Canada, 2018*. Statistics Canada. <https://www150.statcan.gc.ca/n1/pub/85-002-x/2020001/article/00009-eng.htm>
2. Cotter, A. (2018). *Violent victimization of women with disabilities, 2014*. Statistics Canada. <https://www150.statcan.gc.ca/n1/pub/85-002-x/2018001/article/54910-eng.htm>
3. Boyce, J. (2014). *Victimization of Aboriginal People in Canada*. Statistics Canada. <https://www150.statcan.gc.ca/n1/pub/85-002-x/2016001/article/14631-eng.htm>
4. Burczycka, M. (2020). *Students' experiences of unwanted sexualized behaviours and sexual assault at postsecondary schools in the Canadian provinces, 2019*. Statistics Canada. Retrieved from <https://www150.statcan.gc.ca/n1/pub/85-002-x/2020001/article/00005-eng.htm>
5. Prochuk, A. (2018). *We Are Here: Women's Experiences of the Barriers to Reporting Sexual Assault*. West Coast LEAF. <http://www.westcoastleaf.org/wp-content/uploads/2018/10/West-Coast-Leaf-dismantling-web-final.pdf>
6. Lonsway, K., Archambault, J. and Lisand, D. (2009). *False Reports: Moving Beyond the Issue to Successfully Investigate and Prosecute Non-Stranger Sexual Assault*. Ending Violence Against Women. <https://www.nsvrc.org/sites/default/files/publications/2018-10/Lisak-False-Reports-Moving-beyond.pdf>
7. Greenland, J. and Cotter, A. (2018). *Unfounded Criminal Incidents in Canada, 2017*. Statistics Canada. <https://www150.statcan.gc.ca/n1/pub/85-002-x/2018001/article/54975-eng.htm>
8. Statistics Canada. (2020). *Canadian Perspectives Survey Series 1: Impacts of COVID-19*. Government of Canada. <https://www150.statcan.gc.ca/n1/daily-quotidien/200408/dq200408c-eng.htm>
9. Ryan, D. (2020). COVID-19: The pandemic has led to an increase in domestic violence in B.C.. *Vancouver Sun*. <https://vancouversun.com/news/local-news/0511-covid-abusive-relationships>

10. Queen's Printer. (2021). SEXUAL VIOLENCE AND MISCONDUCT POLICY ACT [SBC 2016] CHAPTER 23. Province of British Columbia. Retrieved from https://www.bclaws.gov.bc.ca/civix/document/id/complete/statreg/16023_01
11. Chiose, S. (2018). Sexual assault policies at universities have students asking: Are these new systems any better than the courts?. *The Globe and Mail*. <https://www.theglobeandmail.com/canada/article-sexual-assault-policies-at-universities-have-students-asking-are/>
12. Dunne, C., Greene, W., Hackett, S., Porter, R., Rehman, M. and De Costa, B. (2020). *Gender-based and Sexual Violence Prevention and Response*. Ontario Undergraduate Student Alliance. https://d3n8a8pro7vhmx.cloudfront.net/ousa/pages/89/attachments/original/1589900116/Gender-based_and_Sexual_Violence_Prevention_and_Response_document.pdf?1589900116
13. Salvino, C., Gilchrist, K. and Cooligan-Pang, J. (2017). *OurTurn: A National Action Plan to End Campus Sexual Violence*. Student's Society of McGill University. Retrieved from <https://static1.squarespace.com/static/5bc4e7bcf4755a6e42b00495/t/5c2fa6921ae6cf5f6c71821b/1546627650779/OurTurn+Action+Plan.pdf>
14. Salvino, C., and Spencer, C. (2019). *OurTurn: One Year Later Report*. Students for Consent Culture Canada. Retrieved from <https://sfcccanada.org/one-year-later-report>
15. Spicer, C. and Spencer, C. (2019). *Moving Beyond Potential Building Justice for Students in British Columbia: A Call for Action on Campus Sexual Violence*. Students for Consent Culture Canada. https://static1.squarespace.com/static/5bc4e7bcf4755a6e42b00495/t/5e4c54619acc280f29211ba1/1582060641594/BCadvocacy_LegislatorsGuide.pdf
16. Ending Violence Association of BC. (2016). *Campus Sexual Violence: Guidelines for a Comprehensive Response*. Ending Violence Association of BC. https://endingviolence.org/wp-content/uploads/2016/05/EVABC_CampusSexualViolenceGuidelines_vE.pdf
17. Parnitzke Smith, C. and Freyd, J. J. (2013). Dangerous Safe Havens: Institutional Betrayal Exacerbates Sexual Trauma. *Journal of Traumatic Stress* DOI 10.1002/jts. <https://dynamic.uoregon.edu/jjf/articles/sf2013.pdf>
18. Xing, L. (September 11, 2017). 'It was horrifying': Former student says university revictimized her during sexual assault investigation. *CBC Toronto*. <https://www.cbc.ca/news/canada/toronto/university-sexual-assault-investigation-leads-to-human-rights-complaint-1.4275622>
19. Watt, L. (June 6, 2019). *Presentation on Institutions' Policy Review. Moving Forward Together Forum: Building Capacity to Prevent and Respond to Sexual Violence on Campus*. Kwantlen Polytechnic University, Richmond, BC. <https://pressbooks.bccampus.ca/svmfkpu/chapter/institutions-policies-review/>



20. Fagan, E. (2018). Falling Through the Cracks. *The Martlet*.
<https://www.martlet.ca/sexualized-violence-policy/>

21. Busby, K. and Birenbaum J. (2020). *Bringing Fairness to Campus Sexual Violence Complaint Processes*. Policy Options.
<https://policyoptions.irpp.org/magazines/february-2020/bringing-fairness-to-campus-sexual-violence-complaint-processes/>

22 Possibility Seeds (2022) Our Campus, Our Safety; Student Leaders' Action Plan for Institutions and Governments to Address and Prevent Sexual Violence on Campus
https://static1.squarespace.com/static/5d482d9fd8b74f0001c02192/t/631797ac4442be611b508052/1662490546567/Our+Campus%2C+Our+Safety_+Student+Leaders%27+Action+Plan+2022+%28ENG%29.pdf